

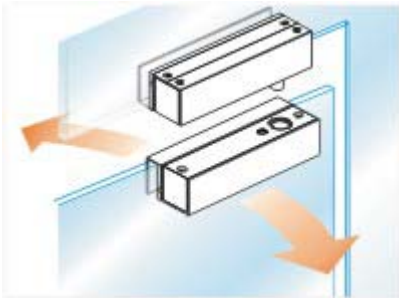
Electric Dropbolt Locks are one of the commonly used locks which are compatible virtually with any access control system and the locks are available in Fail-Safe and Fail-Secure applications

Advantages of an Electric Dropbolt

Double Action swing doors

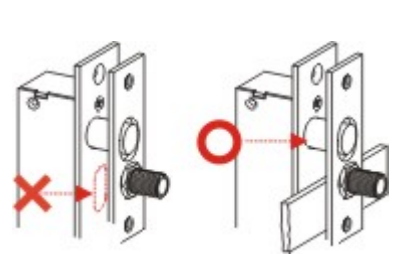


- Electric dropbolt is specially designed for use in double acting doors. It also can be installed in inward-swinging or outward-swinging doors



Full frameless doors

- Electric Dropbolt have a full line of brackets can be used in a variety of door application. The U-bracket is suitable for use with all frameless glass doors



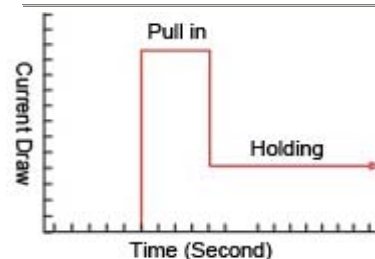
Anti-invasion circuitry

- The reed detecting function will automatically disconnect after the bolt projected due to the security reason. The vandal resistant circuit design will prevent the misleading action of the Electric Dropbolt Lock caused by manually break up the sense between sensor magnet and the reed



Auto-detective logical circuitry

- Unique intelligent logical circuit keeps the bolt retracted while the door is not locked on strike plate until the door closed properly. This design is for security purpose, which solves problem of improper door positioning



Clamp circuitry

- After the bolt has projected, the current will drop from 0.9A (the 'pull in' mode) to 0.3A (the holding mode). This design does not only protect the power supply but also extends the lifetime of the Electric Dropbolt Lock



Long life solenoids

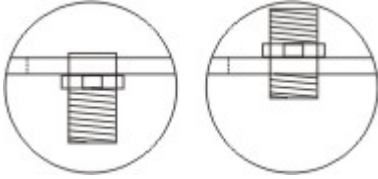
- Special designed solenoid for strength and long life operating lifetime with guaranteed 500,000 operations

Horizontal or vertical installation



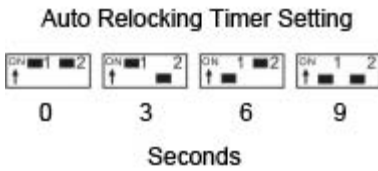
- The Dropbolt series models can be either installed horizontally on the header of the door frame or vertically on the side of the door or door frame

Adjustable sensor magnet



- The maximum sensing distance for the sensor magnet is 5mm. Installed is an adjustable sensor magnet in the Strike Plate which can improve the sensing problem between the Strike Plate and the reed contact

Auto Relocking Timer Setting



- Use jumpers to adjust the time between 0 to 9 seconds for door locking time delay. This is the time it takes the Dropbolt to automatically lock after the door is closed
-