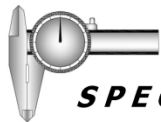


600-S-DS



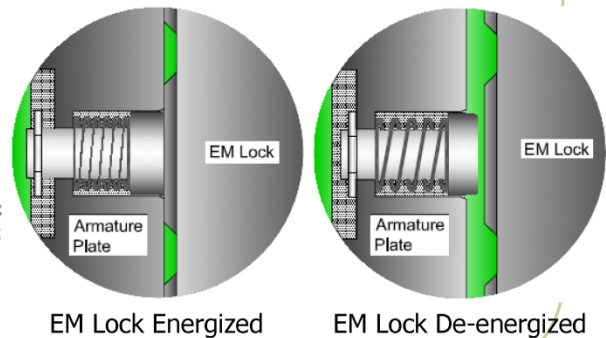
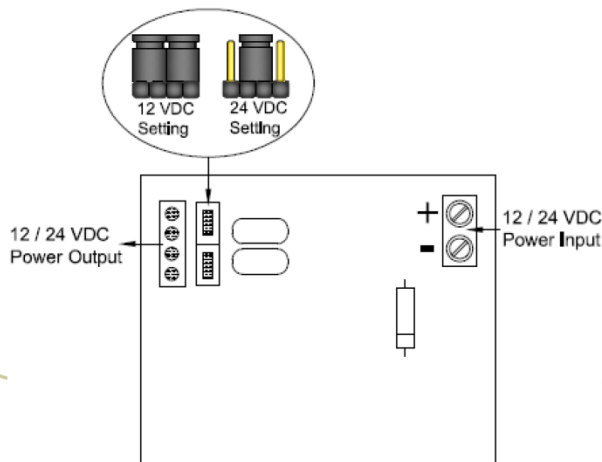
SPECIFICATIONS:

- ▶ **Voltage Input :** 12 VDC / 24 VDC
- ▶ **Current Draw :** 12V / 480mA ; 24V / 240mA (±5%)
- ▶ **Holding Force :** Up to 600 lbs (272 kg)
- ▶ **Magnetic Contact Rating :** 28 VDC, 0.5A, 10W
- ▶ **Anti-Rust Surface Treatment :** Blue Zinc Plating
- ▶ **Operating Temperature :** 0~55° C (32~131° F)
- ▶ **Operating Humidity :** 0~95% (non condensing)
- ▶ **Weight (Magnet) :** 1.08 kg (±1%)
- ▶ **Dimensions :** Magnet - (L)250x(W)42x(T)25 mm
Armature - (L)180x(W)38x(T)11 mm



FEATURES:

- ▶ **Dual Voltage Selectable (12 VDC or 24 VDC)**
- ▶ **Low Current Consumption**
- ▶ **Reliable Holding Force**
- ▶ **Built-in Magnetic Contact for Door Status Monitoring**
- ▶ **Durable and Silence Operation**
- ▶ **Cosmeticize Anodized Aluminum Casing**
- ▶ **Surge & Spike Protection PCB**
- ▶ **Anti-Tamper Jam Nuts**
- ▶ **Full Range of Optional Brackets**
- ▶ **Anti Residual Magnetism Kick Off Button**



IMPORTANT!

Set the jumper position according to the power input correctly before switch ON the power.