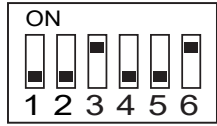
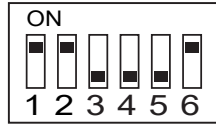


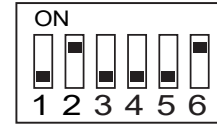
# Mutli Monitors With DBC4A1



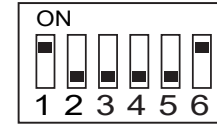
Code=4, DIP 3 & 6 = on



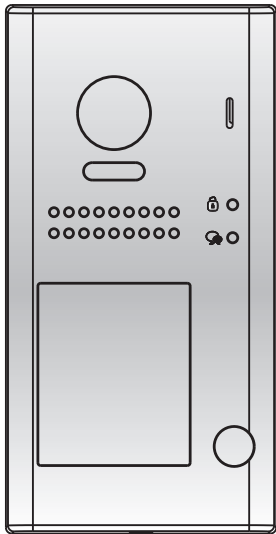
Code=3, DIP 1,2 & 6 = on





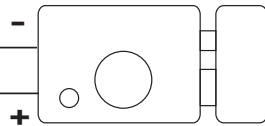
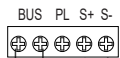
Code=2, DIP 2 & 6 = on



Code=1, DIP 1 & 6 = on



Please see page 17 of the video monitor manual for the setting of PANEL ON for monitors to display the vistor image



220~240VAC

