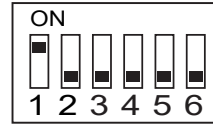


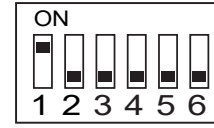
Looped Monitors



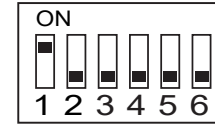
Code=1, DIP 1 & 6=on



Code=1, DIP 1 = on



Code=1, DIP 1 = on



Code=1, DIP 1 = on



Slave 3



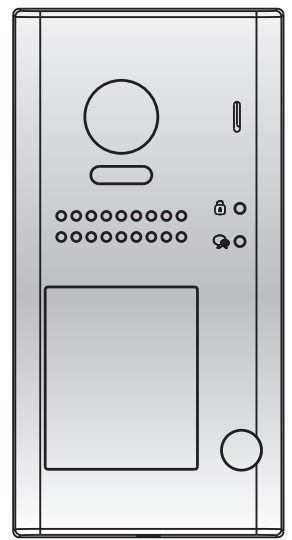
Slave 2




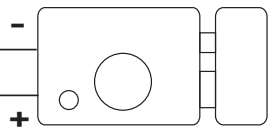
Slave 1



Master

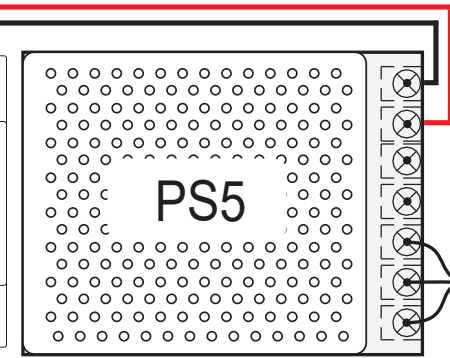


BUS PL S+ S-



Door Panel

Monitor



220~240VAC



Please see page 15 of the video monitor manual for the setting of SLAVE Monitors

Please see page 17 of the video monitor manual for the setting of PANEL ON for monitors to view the visitor image