

EB262 Electric Dropbolt



Statement

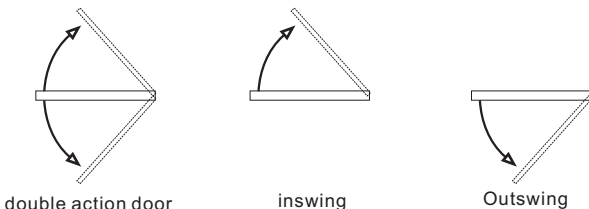
The EB262 electric dropbolt has a logic circuit and this position ball design keeps the bolt retracted while the door is not locked on strike plate until the door closed properly. This design is for security purpose, which solves problem of improper door positioning.

Specifications

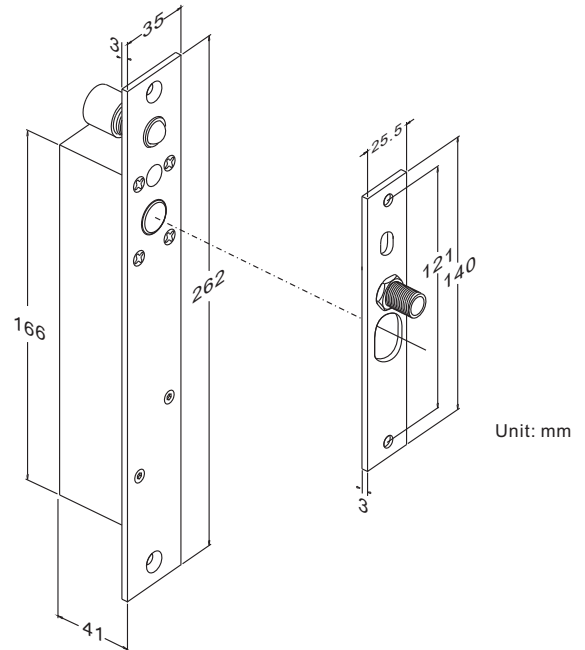
- Fail-Safe Version (Power to Lock)
- Power Input: 12 VDC
- Voltage Tolerance: 10%
- Current Draw:
- Pull in: 0.9A, Holding: 0.3A@12V DC (at temperature 20°C)
- Magnetic bolt status output (SPDT rated 3A@30VDC) indicates bolt is in a locked or unlocked status.
- Operating Temperature: -10~+45C
- Humidity: 0~95% non-condensing.
- Tested to 500000 cycles.
- Built-in logical circuitry
- Auto-relocking Time Delay : 0, 3, 6, 9seconds
- Face Plate Material: stainless steel
- Net Weight: 1.2 Kg

Double Acting Doors

EB262 Electric dropbolt is specially designed for use on double swinging doors. They can also be installed on both out and inswing doors.



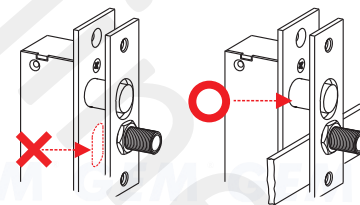
Dimension



Unit: mm

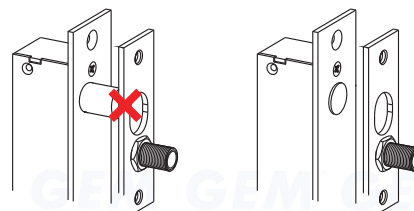
Smart Circuitry

The vandal resistant circuitry means the door close sensor can't be fooled into projecting the electric dropbolt unless the door is actually closed. The reed sensor automatically disconnects after the bolt is projected to enhance security of the lock.



Auto-detective circuitry

The unique intelligent logic circuit in GEM's electric dropbolts keeps the bolt retracted whilst the door is unlocked until the door is properly closed. This feature ensures the bolt will not extend if the door is improperly aligned.



Horizontal or vertical installation

GEM's electric dropbolts can be installed either horizontally at the top or bottom of the door frame or vertically on the side of the door frame.

Fig. A Horizontal Installation (Frame Header)

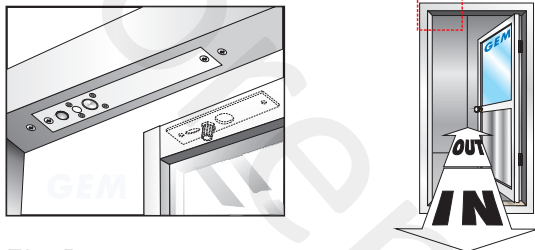
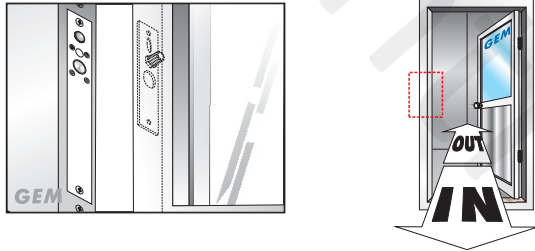
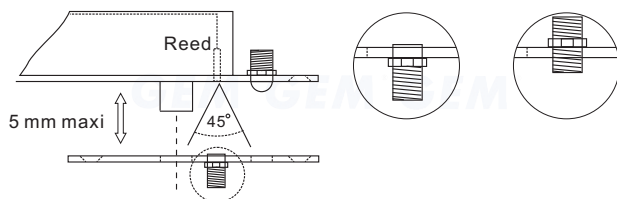


Fig. B Vertical Installation (Side Jamb)



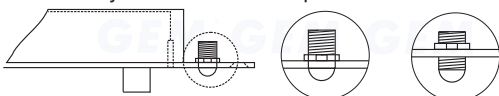
Adjustable Sensor

The door close sensor can work up to a range of 5mm. If there is a wide door gap, a sensor magnet within the strike plate of the door can be adjusted to improve sensor accuracy.



Positioning Bolt

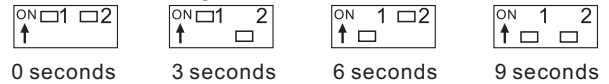
Positioning Bolt is installed to prevent the chance of locking damage caused by the improper door positioning. It also helps aligned with door and drop bolt and to reduce the automatically relock time of dropbolt when door is closed.



Relock Time Delay

Adjustable Time Delay of 0,3,6,9 seconds with 2 way DIP switch. (Default Value: 0 sec.)

Relock time setting

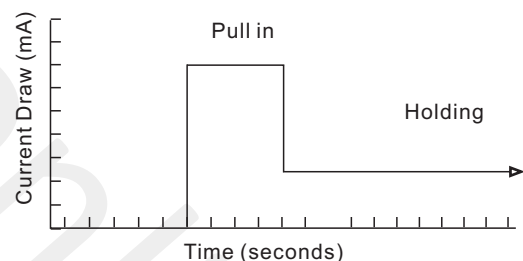


Long life solenoids

Special designed solenoid for strength and long life operating lifetime with guaranteed 500,000 operations.

Energy Saving Design

After the dropbolt is completely locked, the current draw changes from 0.9A into 0.3A to prolong its lifetime.

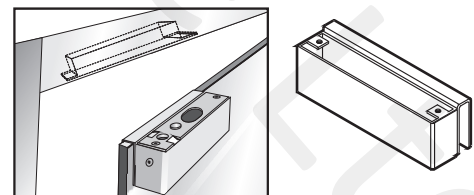


Optional Accessory

The brackets UBK-262 are compatible with frameless glasses doors(Fig. C).

UBK-262 Bracket
For 10 or 12 mm thickness of glass

Fig. C



Warranty

The product is warranted against defects in material and workmanship while used in normal service for a period of 1 year from the date of sale to the original customer. The GEM policy is one of continual development and improvement; therefore GEM reserves the right to change specifications without notice.